

FSD Fluor™ Antibody Labeling Kits

Simplify Labeling - Amplify Discovery

- Your Expertise
- Our Antibodies
- Accelerated Discovery

High Consistency

Excellent Recovery Yield

Competitive Pricing

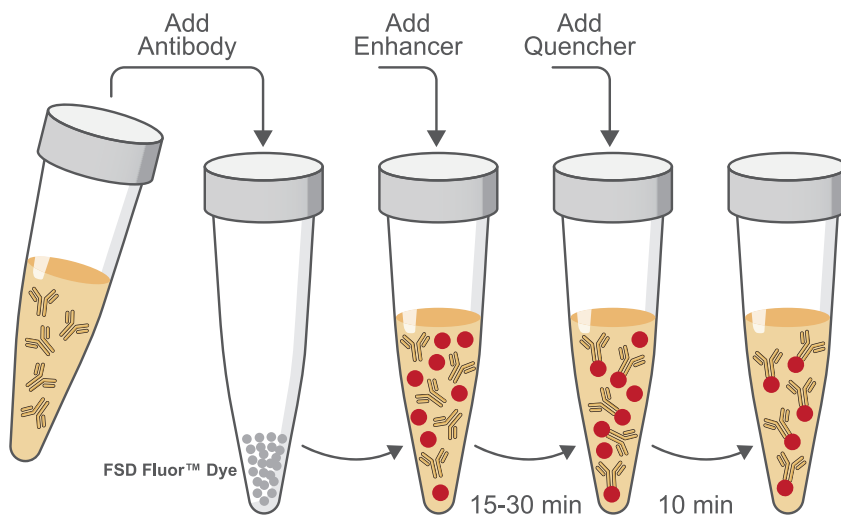
Exceptional Buffer Flexibility

Simple Workflow

Time-Saving

Multiple Formats Available

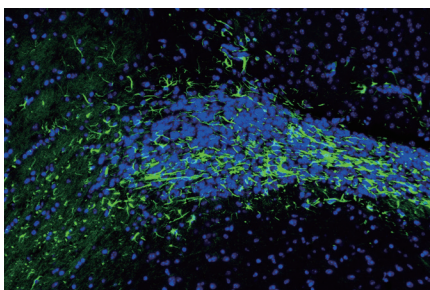
Comparable Performance



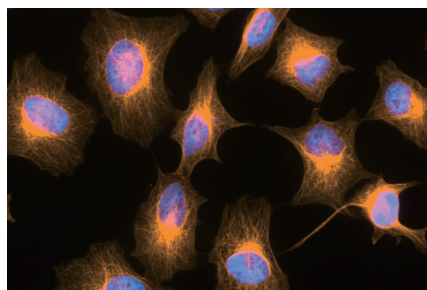
Works with :

- Antibodies
- Recombinant Proteins
- Other Biomolecules

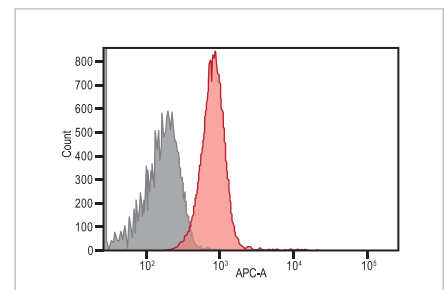
Cat. No.	FSD Fluor™ Antibody Labeling Kit	Ex/Em (nm)	Package
GTX440416	FSD Fluor™ 488 Antibody Labeling Kit	495/519	3 x 25 µg, 1 x 100 µg
GTX440417	FSD Fluor™ 594 Antibody Labeling Kit	590/618	3 x 25 µg, 1 x 100 µg
GTX440418	FSD Fluor™ 647 Antibody Labeling Kit	651/667	3 x 25 µg, 1 x 100 µg
GTX440440	FSD Fluor™ Triple-Color (488/594/647) Antibody Labeling Kit		3 x 25 µg



FFPE mouse striatum tissue was stained with GFAP antibody [GT25] (GTX641104) labelled with **FSD Fluor™ 488 (green)** and **DAPI (blue)**.



PFA-fixed HeLa cells were stained with alpha Tubulin antibody [HL2162] (GTX638140) labeled with **FSD Fluor™ 594 (orange)** and **DAPI (blue)**.



HCT-116 cells were stained with EpCAM antibody [HL1339] antibody (GTX636759) labelled with **FSD Fluor™ 647 (red)**.

Your Expertise

Our Antibodies

Accelerated Discovery

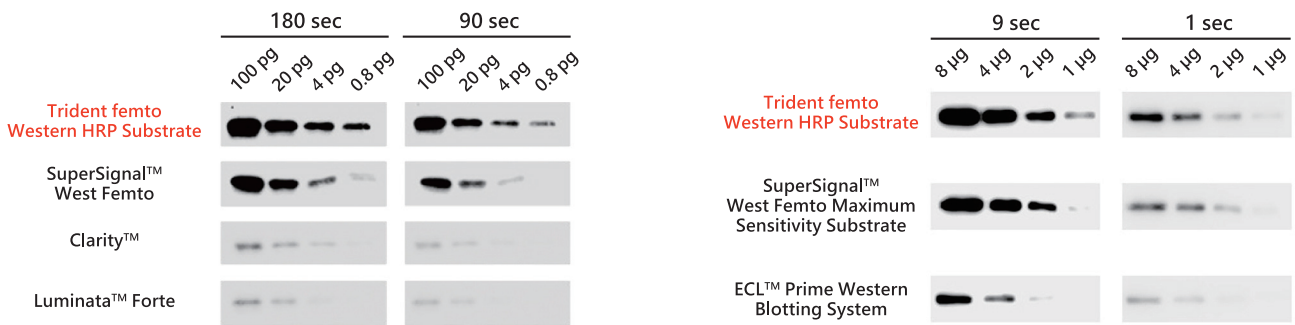
Better Blots with Trident Reagents

Trident Western HRP Substrate (ECL)



Product Name	Trident femto Western HRP Substrate Ⓢ GTX14698		Trident plus Western HRP Substrate Ⓢ GTX400006
Best For	Low-abundance proteins		Moderate- to high-abundance proteins
Sensitivity	femtogram (10^{-15} g)		picogram (10^{-10} ~ 10^{-12} g)
Package Size	100 mL	200 mL	500 mL

Product Comparison



Sample:

Serial dilutions of purified mCherry recombinant protein

Primary antibody:

mCherry antibody (GTX128508)

Secondary antibody:

Goat Anti-Rabbit IgG antibody (HRP) (GTX213110-01)

Sample:

Serial dilutions of 293T whole cell lysate

Primary antibody:

alpha Tubulin antibody [HL2162] (GTX638140)

Secondary antibody:

Goat Anti-Rabbit IgG antibody (HRP) (GTX213110-01)

Advantages of Trident Western HRP Substrates



Optimal Sensitivity



High Stability



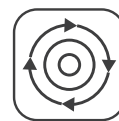
Extended Signal Duration



Affordable Price



Saves Sample and Time



Reliable Consistency